

58ème séance du Séminaire PSL de recherches en économie de l'énergie

LA SOLIDARITÉ GAZIÈRE EN EUROPE

Solidarity Measures: Assessment of Strategic Gas Storage Coordination Among EU Member States on EU Natural Gas Supply Resilience

Dr. Marzia Sesini

Research Associate
Florence School of Regulation

Co-Authors:

Prof. Adam Hawkes

Dr. Sara Giarola

Paris, 12.11.2022

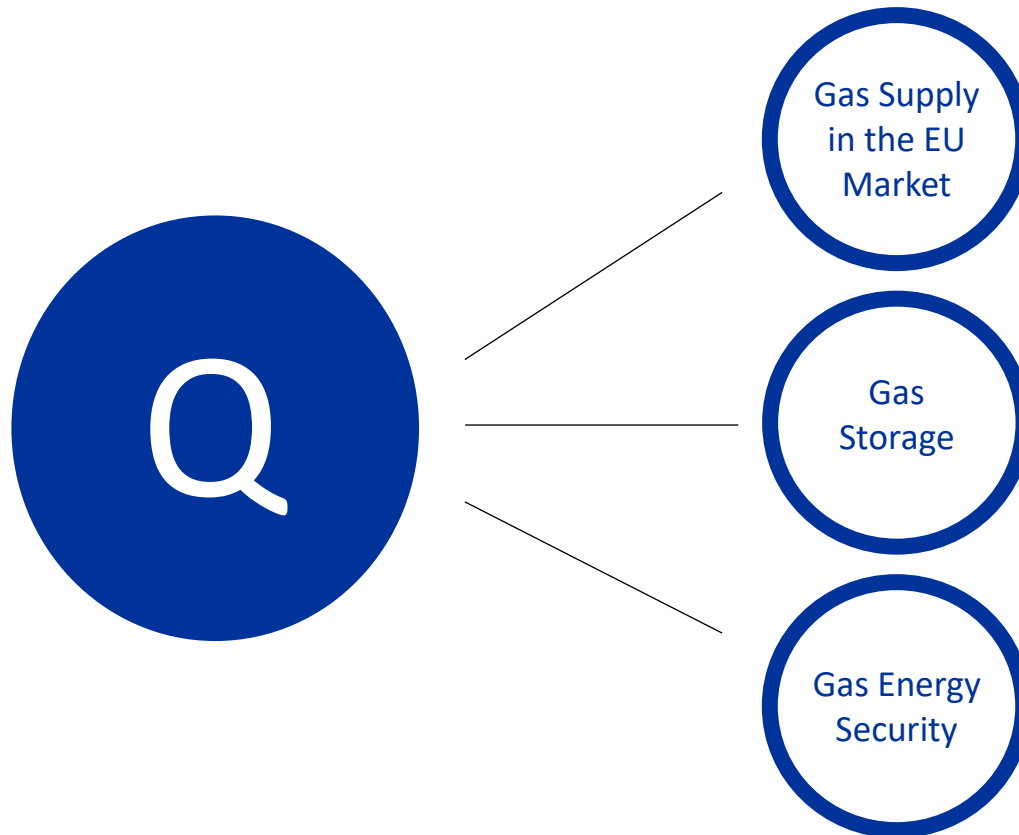
INDEX

- **Context**
- **Methodology**
- **Results and Conclusions**

Context

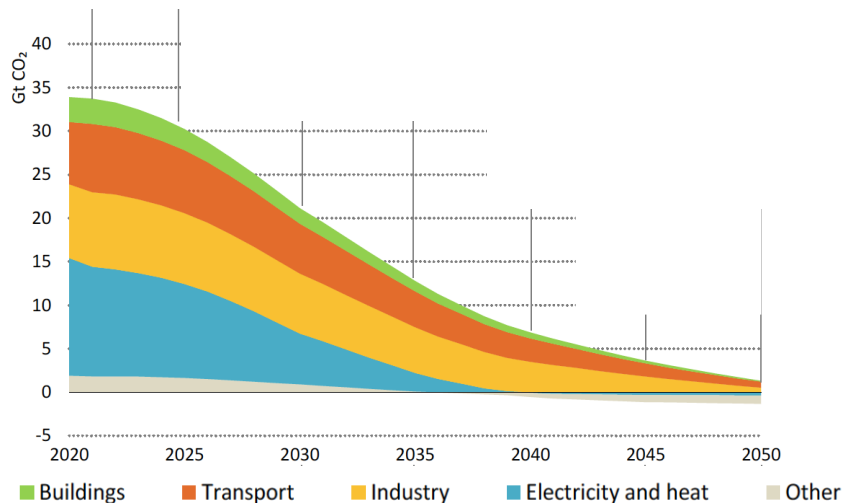
Context

- **Can energy security be enhanced by solidarity among EU member states in response to natural gas supply crises?**

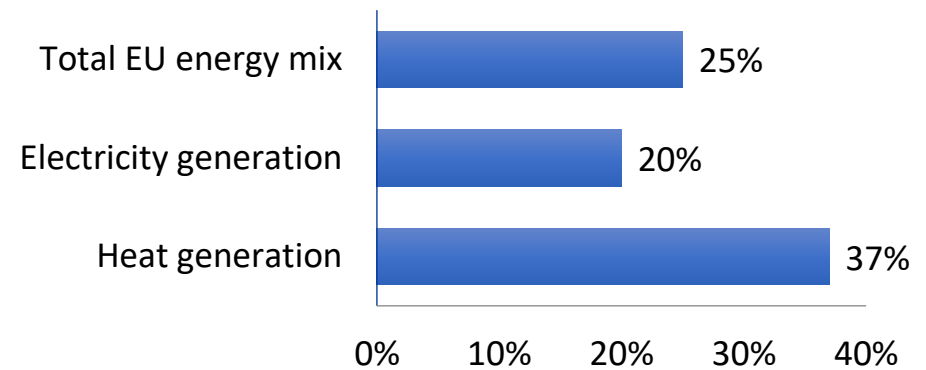


Gas Supply in the EU Market

- The EU goal of carbon neutrality by 2050 is going to require a significant system transformation.
- Natural gas today is the second largest-primary energy source in the EU.



Pathway to net zero (Source: IEA, 2021)



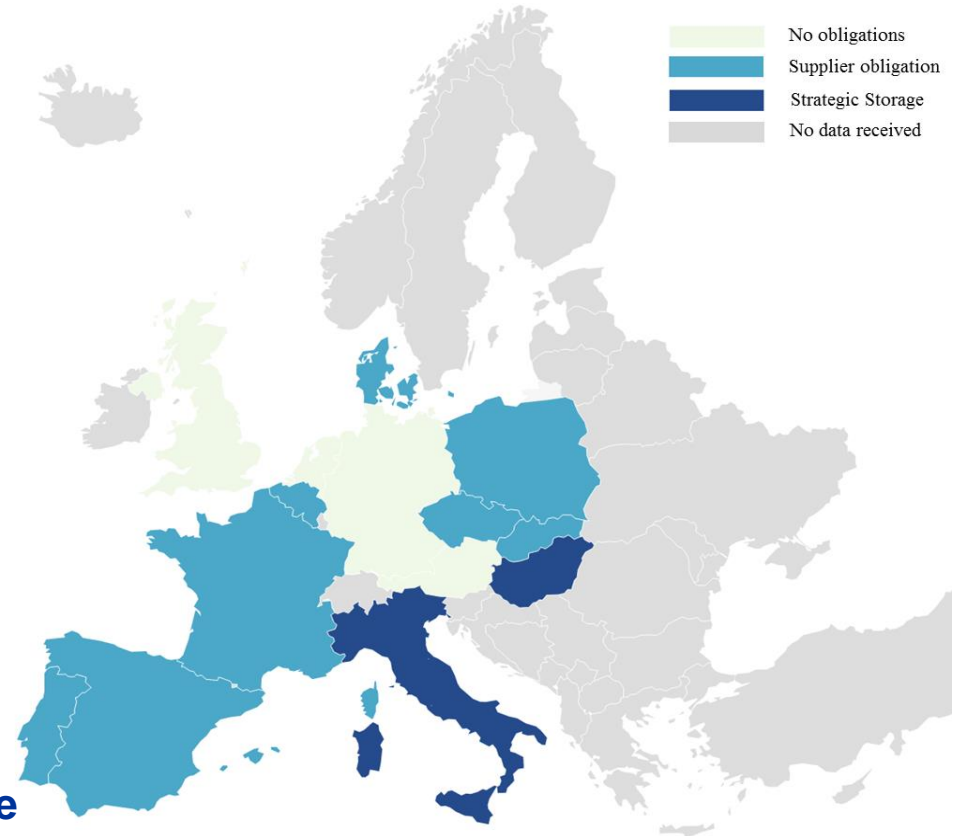
Role of gas in the EU energy system in 2017 (Sesini et al., 2021)

Gas Storage in the EU

➤ Dual role

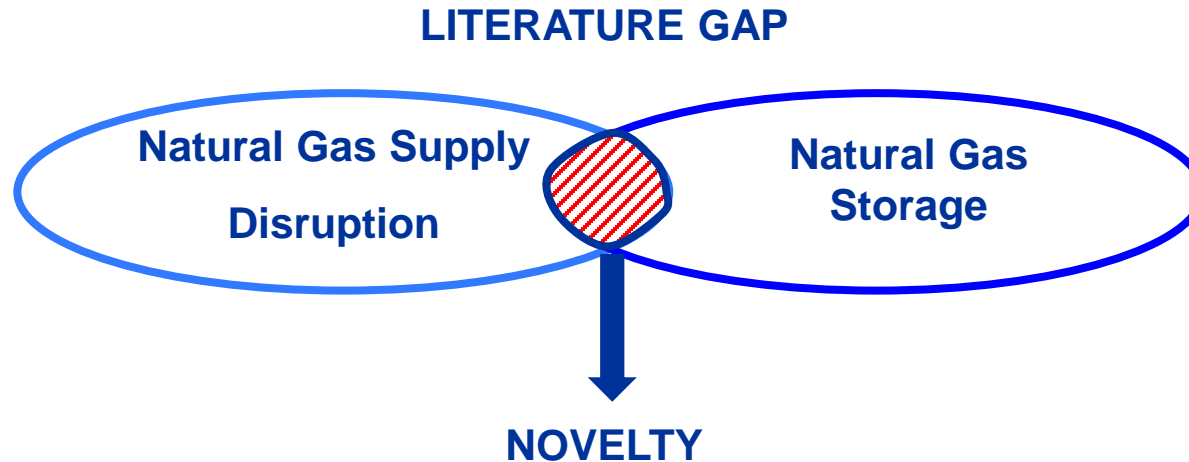
- ✓ **Market value (flexibility)**
 - **Commercial storage**
 - ✓ **Declining indigenous production**

- ✓ **Insurance value**
 - **Strategic storage**
 - **Storage Obligation (9 Member States) vs Strategic Storage (2 Member States)**
 - ✓ **Heavy import dependence**
 - ✓ **Little diversification of sources**



Mandatory storage security of supply interventions in the EU by type (Source: CEER, 2014)

Research Goal

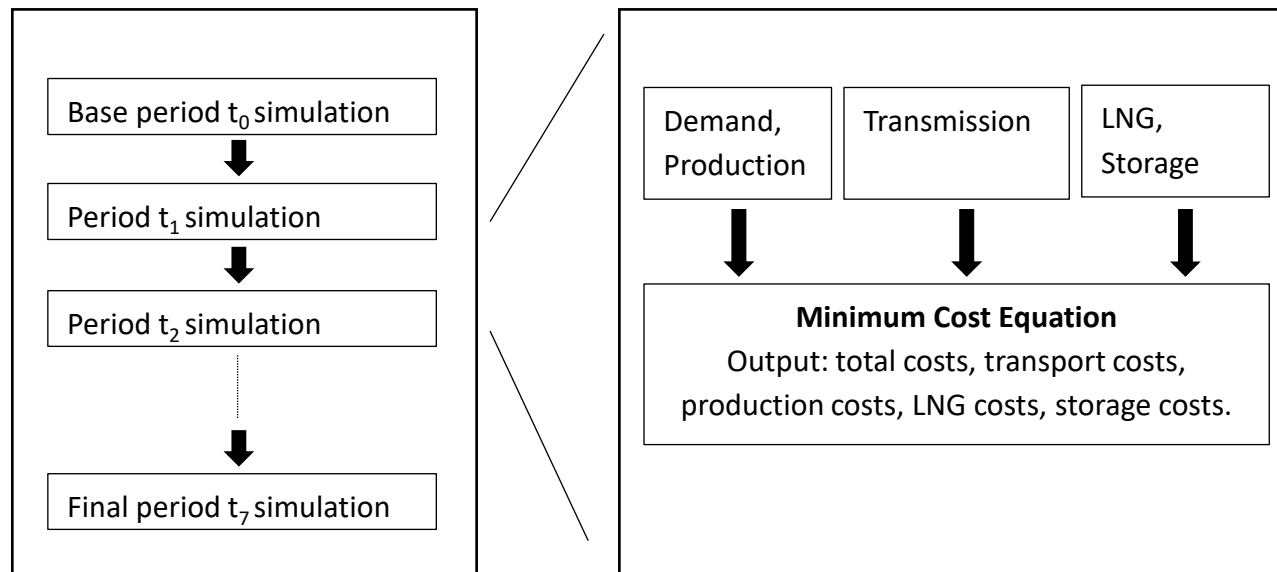


Definition	Contribution
HILP (“high-impact, low-probability” events): mega-disasters where the market is unable to meet demand and policy intervention is required	Absent in the literature
Strategic storage: pre-fixed volume of gas taken out of the market	
Solidarity: cooperation of Regional Risk Groups	
Resilience: ability of supply chain to respond to unexpected events and maintain continuity of operations	Absent in terms of strategic storage

Methodology

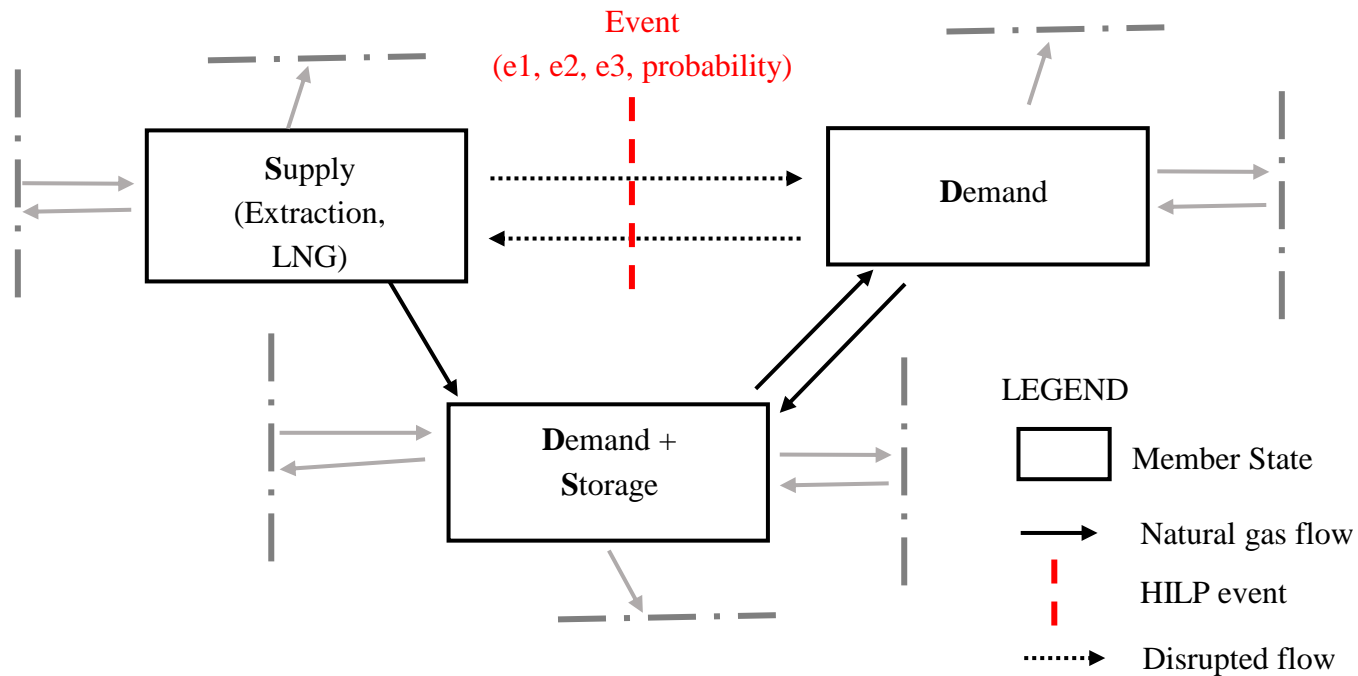
HILP Model

- Linear programming optimization modelling the natural gas supply chain
- Stochastic approach with a short-term optimization framework (i.e., 7 days) based on real-world data (i.e., Burian).



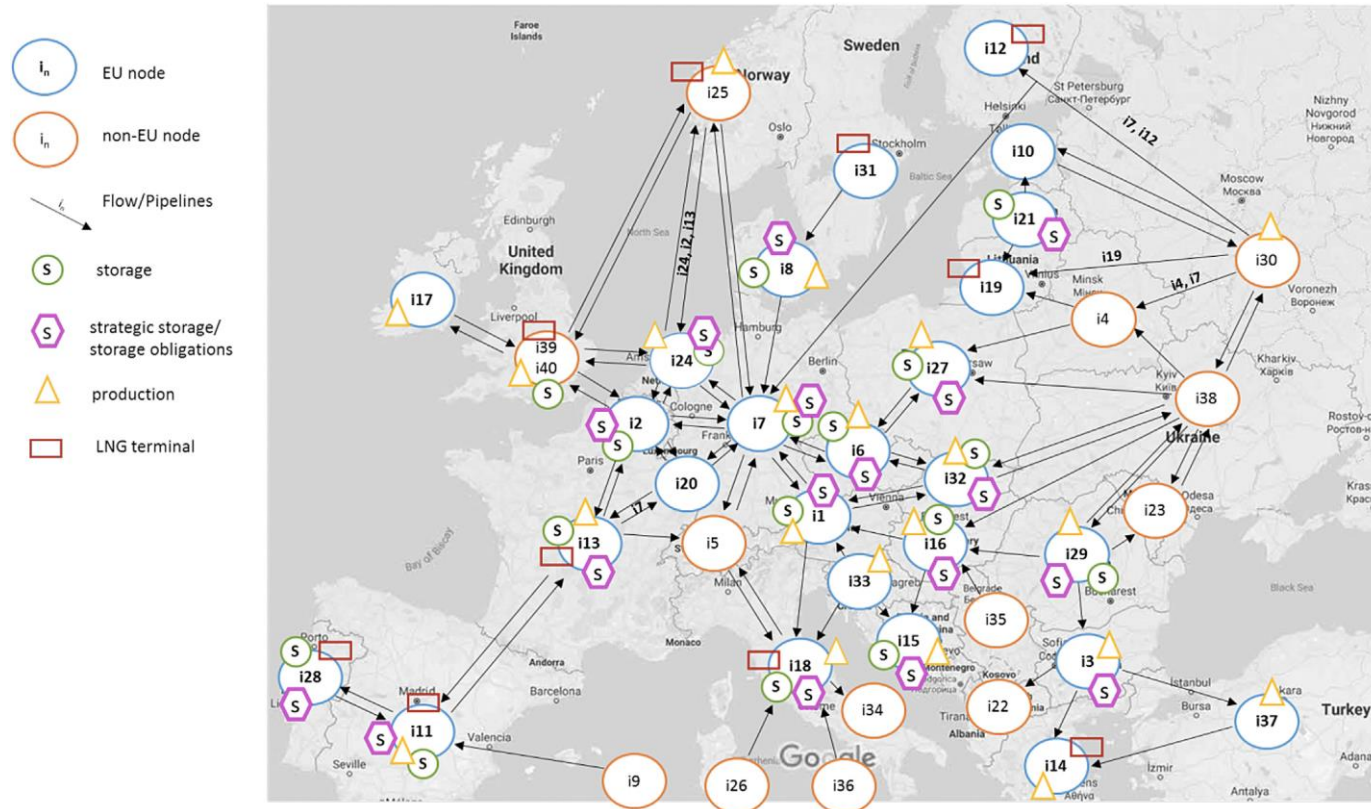
HILP Model: Structure

➤ Illustrative model structure:



HILP Model: Network Structure

➤ Illustrative network structure:



Source: Sesini M, Girola S, Hawkes AD. Strategic natural gas storage coordination among EU member states in response to disruption in the trans Austria gas pipeline: A stochastic approach to solidarity. *Energy* 2021;235:121426.

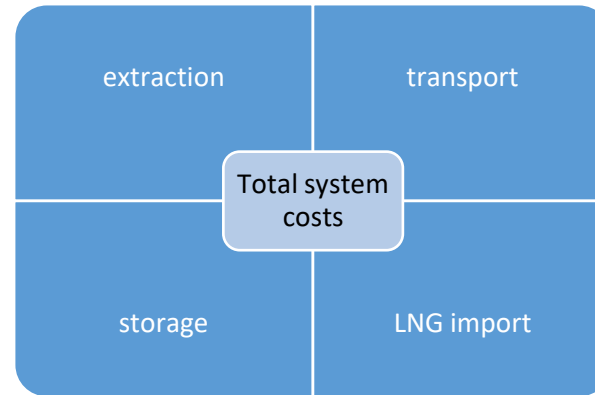
HILP Model: Stochastic Formulation

min **total system costs**

s.t.

Constraints:

- ✓ **Demand**
- ✓ **Resource availability**
- ✓ **Storage capacity**
- ✓ **Infrastructure capacity**
- ✓ **LNG port capacity**



First stage variables	Second stage variables
Amount of stored natural gas	Natural gas transmission
Amount of natural gas withdrawn from storage	Natural gas production
	Natural gas supplied through LNG terminals

HILP Model: Applications

- Cold spell (validation)
- HILP
- Solidarity

**Focus: Coordinated strategic
storage for energy security**

**Method: HILP model based on full
Natural Gas Supply Chain Model**



Results and Conclusions

Solidarity: Scenarios

- ✓ Two-stage stochastic optimization-based linear programming minimum cost with increase temporal and geographical scope.
- ✓ Solidarity and Regional Risk Groups in case of HILP

Disruption scenarios

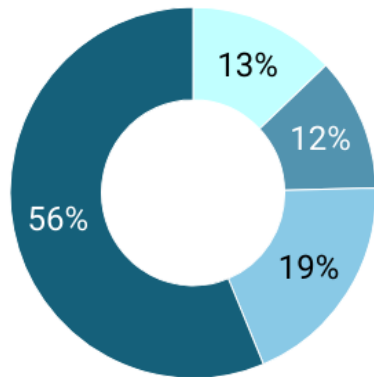
Scenario Assumption	<i>Reference Scenario</i>	<i>Ukraine disruption Scenario</i>	<i>Russia disruption Scenario</i>	<i>Norway disruption Scenario</i>	<i>North Africa disruption Scenario</i>
Origin of loss of gas transmission	-80% from Russia	-100% from Ukraine	-100% from Russia	-100% from Norway	-100% from North Africa
Destination of loss of gas transmission	Germany and Italy	1.Eastern gas supply (a) Ukraine - RR	1.Eastern gas supply (d) North Eastern - RR	2.North Sea gas supply (a) Norway - RR	3.North Africa gas supply (a) Algeria - RR
Gas reserve	No strategic storage	With strategic storage	With strategic storage	With strategic storage	With strategic storage

RR = EU Regional Risk Groups MS

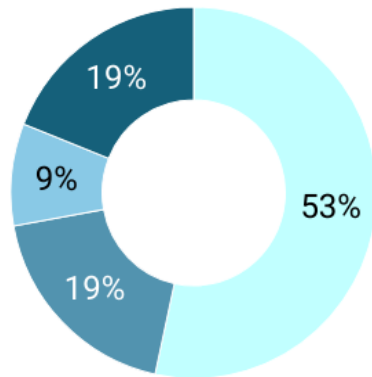
Solidarity: Supply Mix

✓ Use of strategic storage is favoured

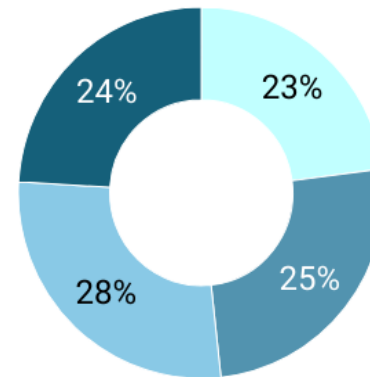
Pre-Disruption Burian Disruption Day 1 Disruption Week 1



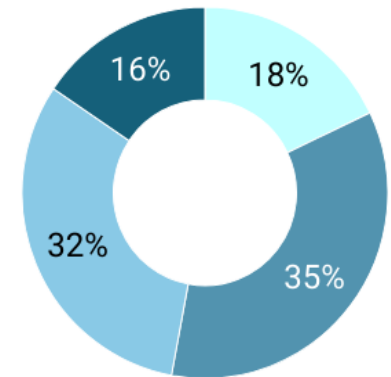
Production



Import



LNG

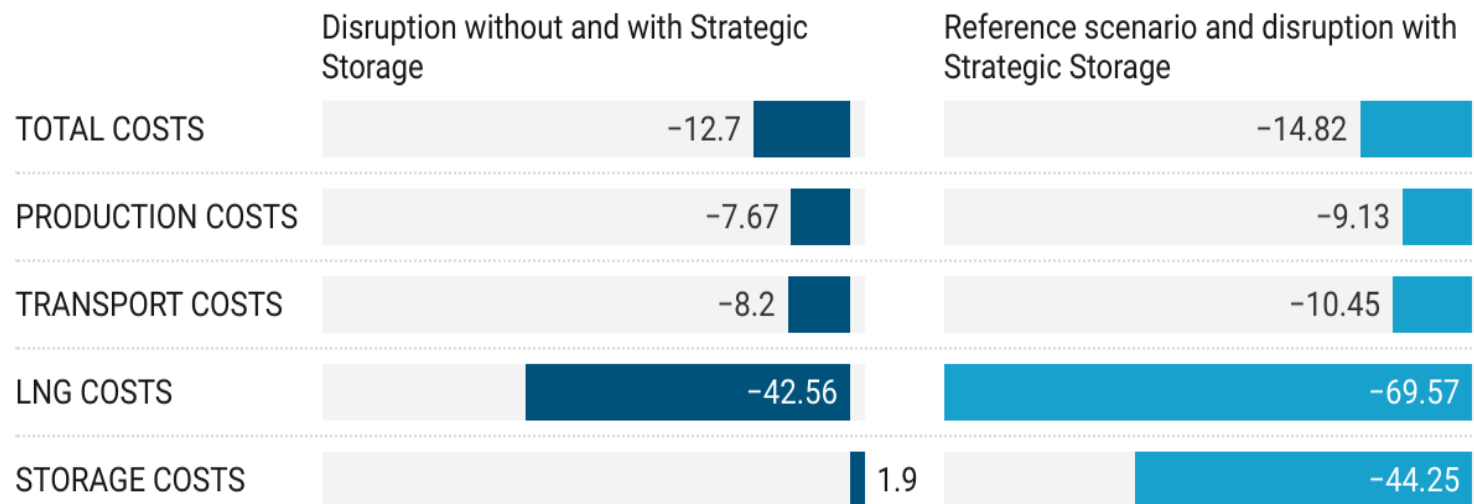


Storage

Natural gas supply mix at European level comparison (%)

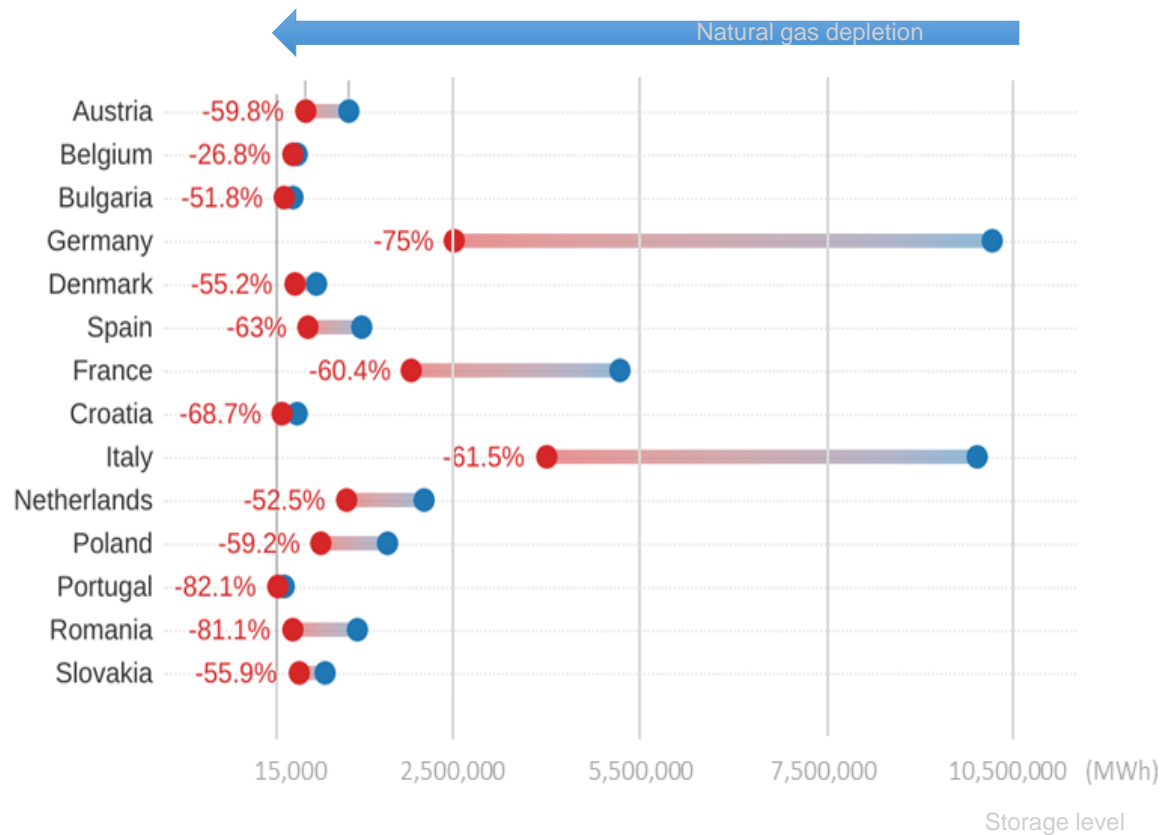
Solidarity: Systems Costs

- ✓ Solidarity reduces up to 15% total system costs



Cost efficiency between scenarios without and with strategic storage at European level comparison at disruption week 1 (%).

Solidarity: Resilience




Strategic storage depletion during a seven-day emergency at European level (%).

Conclusions

- ✓ **There is a strong interplay between LNG and storage during emergencies.**
- ✓ **Non-market based measure could be a cost-effective alternative to market-based ones, highlighting the reliability and insurance value of strategic storage benefitting overall system costs.**
- ✓ **Solidarity among member states during HILP significantly lessens the impact of the event in terms of costs and increases system resilience.**

Hence, it points out how in an increasingly interconnected EU energy market and system, the role of strategic storage and solidarity should gain traction in the path towards an Energy Union.



Thank you!

